

cocoon concept.

FULL COLLECTION



Cocoon Lighting

Content	Page
UMBRELLAS	2-32
Typhoon collection	2
Jardinico collection	21
Paradise collection	27
OUTDOOR FURNITURE	33-48
Eden Typhoon collection	33
Teak collection	43
COCOON LIGHTINGS	49-98
Table /outdoor lights	49
LEA table lamp	69
LED furniture	71
Real wax candles	91
HEATERS	99-106
Electric heaters	99
Gas heaters	103
MIST FANS	107-110

TYPHOON COLLECTION



We have developed a brand new range of aluminium parasols which are as strong as the bamboo range with the same points of sale. These new parasols have been **Wind tunnel tested up to 125 km/ph** and include a three year guarantee with easily replaceable parts and unique designs that set them apart from the competition.

Our designer has been working on the designs of this range for three years and you can see the knowledge and eye for detail that has gone into this innovative new range of parasols.

Rib finishes

Our aluminium parasols ribs are available in three distinct finishes all with a mirror trim on the rib section..

Decoral Bamboo



Powder-coated in various colours




Sandblasted Anodised



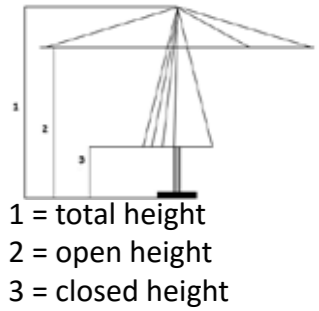
ALUMINIUM RANGE

- Unique, contemporary designs.
- All parts easily interchangeable.
- Highly resistant surface finishes.
- Low maintenance.
- Interlocking profiles to achieve extreme strength.
- 5 year guarantee.
- Patented designs and technology.
- Sizes from 2 to 4 metres.
- Exemplary quality with a passion for design.
- 100% recyclable.



HURRICANE

Technical Data - Hurricane



Material frame: The posts and ribs - aluminium, hub and runner - marine grade nylon PA66.

Opening: A double pulley and rope system is used for easy, light opening.

Shape	Code	Size	Total height	Open height	Closed height	Pole size	No of ribs	Size of ribs
	2.5m Round	2.5m	2.65m	2.1m	1.24m	48mm	6	35 x 20mm 1 3/8" x 3/4"
	2.5m R-H	8.5'	8'8"	6'10"	6'10"	2"		
	3m Round	3.0m	2.7m	2.1m	1.05m	48mm	8	35 x 20mm 1 3/8" x 3/4"
	3m R-H	10'	8'10"	6'10"	3'5"	2"		
	3.5m Round	3.5m	2.8m	2.1m	0.89m	48mm	8	35 x 20mm 1 3/8" x 3/4"
	3.5 R-H	12'	9'2"	6'10"	2'11"	2"		
	4.0m Round	4.0m	2.8m	2.1m	0.83m	58mm	8	35 x 20mm 1 3/8" x 3/4"
	4.0 R-H	13.5'	9'2"	6'10"	2'8"	2.25"		
	2.1m Square	2.1 x 2.1m	2.75m	2.13m	1.10m	48mm	4	35 x 20mm 1 3/8" x 3/4"
	2.1m SQ-H	7' x 7'	9'	6'11"	3'7"	2"		
	2.6m Square	2.6 x 2.6m	2.9m	2.1m	0.86m	48mm	8	35 x 20mm 1 3/8" x 3/4"
	2.6m SQ-H	9' x 9'	9'6"	6'10"	2'10"	2"		
	3.0m Square	3.0 x 3.0m	3.05m	2.26m	0.80m	48mm	8	35 x 20mm 1 3/8" x 3/4"
	3.0 SQ-H	10' x 10'	10'	7'5"	2'7"	2"		
	3.4m Square	3.4 x 3.4m	3.37m	2.42m	0.80m	58mm	8	35 x 20mm 1 3/8" x 3/4"
	3.4 SQ-H	11.5' x 11.5'	11'	7'11"	2'7"	2.25"		



The Hurricane range of parasols is our premium parasol made from aluminium. Our registered design of an interlocking profile system makes these parasols one of the strongest available, designed for commercial and high-end domestic markets.

The Hurricane range will withstand all the different harsh environments around the world and have been tested in winds up to 121 km/ph. All the parts are designed so that they are easily interchangeable.

We have a choice of finals, made from cast aluminium which gives the final touch to this unique range of parasols.

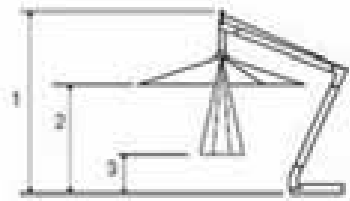
HURRICANE SIDE WIND



Technical Data - Hurricane Side Wind

Material frame: The posts and ribs - aluminium, hub and runner - marine grade nylon PA66.

Opening: A double pulley and rope system is used for easy, light opening.



1 = total height
2 = open height
3 = closed height

Shape	Code	Size	Total height	Open height	Closed height	No of ribs	Size of ribs	Bases
	3.5m R-SW-H	3.5m 12'	3.1m 10'2"	2.1m 6'10"	0.82m 2'8"	8	35 x 20mm 1 3/8" x 3/4"	2 x 70kg 2 x 154lb
	3.0 SQ-SW-H	3.0m 10'	3.20m 10'6"	2.1m 6'10"	0.60m 1'11"	8	35 x 20mm 1 3/8" x 3/4"	2 x 70kg 2 x 154lb
	3.4 SQ-SW-H	3.4m 11.5'	3.36m 11'	2.1m 6'10"	0.43m 1'5"	8	35 x 20mm 1 3/8" x 3/4"	2 x 70kg 2 x 154lb



The Hurricane Side Wind is our range of large aluminium side pole parasols, manufactured and designed to exacting standards with durability, strength and style in mind - the three key points of Bambrella products.

The side wind features a 360 degree rotating base and a 45 degree tilt so you can still find shade as the sun goes down. The base has adjustable feet for uneven surfaces whilst protecting the floor at the same time. We use a specialised type of polymer for the bearings meaning that they never seize up or rust.

This parasol is designed for commercial and domestic use, bringing a magnificent focal point for any situation. We can also supply this parasol with a ground base.

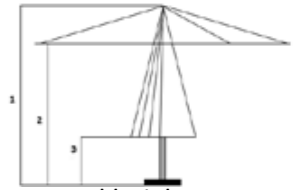
SANTA ANA



Technical Data - Santa Ana

Material frame: The posts and ribs - aluminium, hub and runner - marine grade nylon PA66.

Opening: A double pulley and rope system is used for easy, light opening.



1 = total height
2 = open height
3 = closed height

Shape	Code	Size	Total height	Open height	Closed height	Pole size	No of ribs	Size of ribs
		2.5m 8'5"	2.4m 7'10"	1.9m 6'3"	1.24m 6'10"	38mm 1.5"	6	35 x 20mm 1 3/8" x 3/4"
	2.5m Round 2.5m R-SA	2.7m	2.43m 7'11"	1.9m 6'3"	1.0m 3'3"	38mm 1.5"	8	25 x 20mm 1" x 3/4"
	2.7m Round 2.7m R-SA	3.0m 10'	2.54m 8'4"	1.9m 6'3"	1.00m 3'3"	38mm 1.5"	6	35 x 20mm 1 3/8" x 3/4"
		3.0m Round						
	2.0m Square 2.0m SQ-SA	2.0 x 2.0m 7' x 7'	2.53m 8'4"	2.0m 6'6"	1.0m 3'3"	38 or 48mm 1.5" or 2"	4	25 x 20mm 1" x 3/4"


The Santa Ana range looks the same as the Hurricane range, the difference is it has a two piece pole allowing for easy transportation and the aluminium profiles are lighter.

All the parts are designed so that they are easily interchangeable.

We have a choice of finials, made from cast aluminium which gives the final touch to this unique range of parasols.



Pole connector



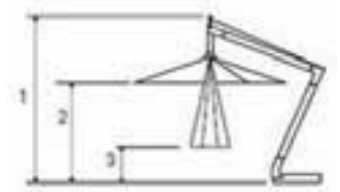
SANTA ANA SIDE WIND



Technical Data - Santa Ana Side Wind

Material frame: The posts and ribs - aluminium, hub and runner - marine grade nylon PA66.

Opening: A double pulley and rope system is used for easy, light opening.



1 = total height
2 = open height
3 = closed height

Shape	Code	Size	Total height	Open height	Closed height	No of ribs	Size of ribs	Bases
	3.0m R-SW-SA	3.0m 10'	2.8m 9'2"	2.1m 6'10"	1.20m 4'0"	8	35 x 20mm 1 3/8" x 3/4"	4 x 30kg 4 x 60lbs
	2.6m SQ-SW-SA	2.6m 9'	3.0m 9'11"	2.1m 6'10"	0.86m 2'10"	8	35 x 20mm 1 3/8" x 3/4"	4 x 30kg 4 x 60lbs

The Santa Ana Side Wind is our range of small aluminium side pole parasols, manufactured and designed to exacting standards with durability, strength and style in mind - the three key points of products.

The side wind features a 360 degree rotating base and a 45 degree tilt so you can still find shade as the sun goes down. The base has adjustable feet for uneven surfaces whilst protecting the floor at the same time. We use a specialised type of polymer for the bearings meaning that they never seize up or rust.

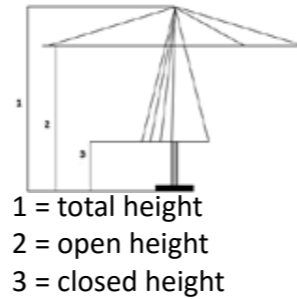
This parasol is designed for commercial and domestic use, bringing a magnificent focal point for any situation. We can also supply this parasol with a ground base.






Technical Data - Hurricane telescopic

<p>Material frame: The posts and ribs - aluminium, hub and runner - marine grade nylon PA66.</p>	<p>Opening: A double pulley and rope system is used for easy, light opening.</p>
---	---



Shape	Code	Size	Total height	Open height	Closed height	Pole size	No of ribs	Size of ribs
	4m R-T-H	4.0m 13'	3.24m 10'6"	2.1m 6'10"	1.13m 3'7"	59mm 2.35"	8	35 x 20mm 1 3/8" x 3/4"
	3.5 SQ-T-H	3.5m 11.5'	3.6m 11'8"	2.1m 6'10"	0.7m 2.29"	59mm 2.35"	8	35 x 20mm 1 3/8" x 3/4"
	4m SQ-T-H	4.0m 13'	3.6m 11'8"	2.1m 6'10"	0.7m 2.29"	59mm 2.35"	8	35 x 20mm 1 3/8" x 3/4"

The Hurricane infinity is designed to give a sleek, contemporary, sophisticated look. Designed with aerodynamics in mind, the infinity resembles an aeroplane wing making it totally unique and unlike anything in the market today.



This new design is bound to turn heads with its cutting edge design.

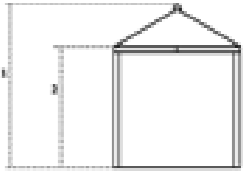
Shape	Code	Size	Total height	Open height	Closed height	Pole size	No of ribs	Size of ribs
	2.5m Round	2.5m	2.45m	2.1m	1.24m	48mm	6	35 x 20mm 1 3/8" x 3/4"
	2.5m R-H	8.5'	8'1"	6'10"	6'10"	2"		
	3m Round	3.0m	2.5m	2.1m	1.05m	48mm	8	35 x 20mm 1 3/8" x 3/4"
	3m R-H	10'	8'2"	6'10"	3'5"	2"		
	3.5m Round	3.5m	2.6m	2.1m	0.89m	48mm	8	35 x 20mm 1 3/8" x 3/4"
	3.5 R-H	12'	8'6"	6'10"	2'11"	2"		
4.0m Round	4.0m	2.6m	2.1m	0.83m	58mm	8	35 x 20mm 1 3/8" x 3/4"	
4.0 R-H	13.5'	8'6"	6'10"	2'8"	2.25"			

ALIZE





Technical Data - Alize

Material frame: The pole, posts, ribs, hub, runner and finial are all made using laminated bamboo. All metal fittings are 304 stainless steel. The feet, corner bracket and rib bracket are made from e-coated then powder coated steel.



1 = total height
2 = frame height

Shape	Code	Size	Total height	Frame height	Pole size	No of ribs	Size of ribs
	3.0m SQ-A	3.0m 10'	3.20m 10'6"	2.1m 6'10"	93 x 93mm 3 5/8" x 3 5/8"	8	35 x 20mm 1 3/8" x 3/4"
	3.0 x 4.0m REC-A	3.0 x 4.0m 10' x 13.5'	3.40m 11'2"	2.1m 6'10"	93 x 93mm 3 5/8" x 3 5/8"	8	35 x 20mm 1 3/8" x 3/4"

The impressive Alize pavilion range is the ultimate luxury space for entertaining and relaxing alike. For those wanting more privacy you can close the drapes on all four sides. The Alize is extremely robust and can be used as a permanent or temporary structure. The feet at the bottom of the posts can be fixed to any surface using bolts, screws, pegs or you can use our concrete filled bamboo bases. The Yacht range has a stainless steel pole used with a canopy from either the Levante, Infinity or Sirocco range giving a more contemporary look whilst still keeping the strength.

A lot of umbrella's design and construction come from a wooden boat building background and the use of stainless steel and wood/bamboo have always given a nautical feel. The Alize is designed for both commercial and domestic use, and this being the strongest design of shade in our collection.

ACRYLIC

Material comparison

Fabric property	Sunbrella®	Spuncrylic®	Olefin	Polyester
Fabric width	54° / ~ 1.37m	54° / ~ 1.37m	54° / ~ 1.37m	54° / ~ 1.37m
Maximum fabric width	56° / ~ 1.42m	80° / ~ 2.03m	65° / ~ 2.03m	72° / ~ 1.82m
Fabric weight	255g/m ² - 315g/m ²	240g/m ²	240g/m ²	240g/m ²
Material	Acrylic	Polyester	Polypropylene	Polyester
Method	Solution-dyed	Solution-dyed	Solution-dyed	Piece-dyed or yarn-dyed
Melting point oC	250 ~ 260	250 ~ 260	160 ~ 170	250 ~ 260
Colorfastness to light (AATCC16, option 3, water cooled, xeno-arc lamp, AATCC scale)	1500 hours; grade 4-5	1500 hours; grade 3-4	400 - 800 hours; grade 3 - 4	80 - 100 hours; grade 3 - 4
Tearing strength Elmendorf Apparatus (ATSM D1424 capacity of testing 6400)	Unknown	Warp: +11,5 Weft: +7.8	Warp: +11,5 Weft: +7.8	Good
Breaking strength of textile fabrics, GRAB test (ATSM D5034, 1o G-E, Instron speed 12in/min)	Unknown	Warp: +180 Weft: +180	Good	Good
Ageing resistance	Excellent	Excellent	Fair	Good
Fabric weight variety	225g/m ² - 315g/m ²	190g / m ² - 300g/m ²	190g / m ² - 300g/m ²	140g / m ² - 320g/m ²
Fabric warranty	5 years	5 years	1 year	None
Cost comparison	250%	100%	80%	80%

PARASOL COVERS

We offer several types of material with different qualities, which give a range of performance depending on the use and the budget to be specified.


Spuncrylic®



Spuncrylic® is polyester that has gone through a process called solution dyeing, giving it very high resistance to fading from sunlight. Spuncrylic® also has good stain resistance and water repellence. In addition, it has a UPF of at least 50. This material has a similar performance to acrylic but at a much more affordable price. Other colours are available, please look at the website or contact us for more information.



Polyester is a strong fiber that is resistant to creasing and keeps its shape well. The price is quite low in comparison to other umbrella cover materials with the only drawback being the colour fastness of the darker materials. This is why we only offer two natural colours in the polyester material.



BASES AND ACCESSORIES



50 kg Grey granite base with pullout handle and wheels. Size: 52cm x 52cm x 7cm



70 kg Grey granite base with pullout handle and wheels. Size: 60cm x 60cm x 8cm



38mm and 48mm Standard stainless steel base tubes for granite bases.



38mm, 48mm and 58mm base tubes for 50kg and 70kg granite bases.



50 kg Black granite base with pullout handle and wheels. Size: 52cm x 52cm x 7cm



70kg Black granite base with pullout handle and wheels. Size: 60cm x 60cm x 8cm

Protective covers

All our covers come with an extension pole, which is fitted into a channel in the cover; this enables you to easily place the cover over the top of the Bambrella® while zipping it down for final protection and storage.



For the sidewind protective cover there are two extension poles so you can hook the cover over the entire canopy



30kg Grey granite base with stainless steel pole. Size: 45cm x 45cm x 5cm



50kg Grey concrete base with pullout handles. Size: diameter 60cm x 11cm



4 x 4 metal base frame, with 4 x 30kg granite bases for use with the larger centre pole parasols.



Ground bases for stainless steel base tubes and side winds.

Spare covers

Replacement covers are conveniently packaged and available in a variety of colours, materials, sizes and styles, fitting all our parasols and others depending upon suitability.



PRINTING

Cocoon is a brand name known to supply eco friendly commercial parasols, so whether you are a large corporation or small company wanting to promote your brand, what better or more sustainable way is there to advertise than using our umberlla?



BRANDING

All of our covers can be printed on with simple printed text of full colour company logos. For larger orders we screen print on the full roll of material before we cut out the shapes that make up the parasol cover, we call this full printing. This is perfect for advertising for businesses large or small. Our clients for printed parasols include drink companies, breweries, distilleries, wineries, coffee shops, restaurants, pubs, clubs and other companies from all different sectors who want to promote thier brand and quality in style.





JARDINICO OUTDOOR UMBRELLAS

SUMMARY



With strong roots in the production of garments in the 60's, Jardinico umbrella focuses on the fabrication of high-quality outdoor cushions for European designers and exclusive brands and easy handling systems. Our complete range of exclusive garden umbrellas, supported by an exceptional offer in innovative garden accessories, makes every terrace unique. For a finishing touch, you can make a selection out of our broad range of vases, candles and lounge lights. They turn your outdoor space into a cosy place to sit back and to relax.

FABRIC




Polyester

The Jardinico polyester is a weather-proof, high quality fabric that offers an optimal protection against UV rays. 100% polyester - 250g/m² - Teflon coated.



Textilene

Creating shade without taking away the sky view is only one of the exceptional features of textilene. Next to its remarkable aesthetic qualities, it has an excellent resistance to UV rays, it dries quickly, remains cool even in sunlight and combines comfort with trouble-free care.



Acryl

Woven from solution-dyed acrylic fibres, Sunbrella® outdoor fabric is specially designed for outdoor usage. Its color holds fast over time and it is highly resistant to water, greasy substances and UV rays. Easy to maintain, it can remain outdoor, whatever the weather.



Olefin

Olefin is a synthetic fiber that is much appreciated because of its strength, colorfastness and comfort. This very lightweight material dries quickly and is stain and sunlight resistant.

JARDINICO

SIDE POLE UMBRELLAS

ASPEN



Cover: 100% acryl
Finishing: Aluminium, flexible rib ends, alu cap
Pole: Free pole, aluminium (powder coated, silver anodised)
Tilt: Free pole umbrella, tilt in height, 360° rotation
Winch system: Crank
Number of ribs: 8
Protection cover: Optional
Max. wind speed: 29-38 km/h
Canopy colors in stock:



*Many other colors available on request



dimension	color	color pole
300x300 cm	natural, gris nature	silver anodised
300x300 cm	taupe	taupe powder coated

ASPEN BASE: GENOVA BLACK GRANITE (PT000051)



Dimension: 80 X 80 X 5 cm
Weight: 100 kg
Material: Black granite with 4 wheels (mounted on base)



KINGSTON



Cover: 100% acryl
Finishing: Aluminium, flexible rib ends, alu cap
Pole: Free pole, aluminium (powder coated, silver anodised)
Tilt: 360° rotation, possibility to tilt umbrella
Winch system: Crank
Number of ribs: 8
Protection cover: Optional
Max. wind speed: 39-49 km/h
Canopy colors in stock:



*Many other colors available on request



dimension	color	color pole
300x400 cm	taupe, natural, black, gris nature	silver anodised
400x400 cm	taupe, natural, black, gris nature	silver anodised

KINGSTON BASE: KINGSTON BASE BLACK GRANITE (PT000117)



Dimension: 100 X 100 X 10 cm
Weight: 300 kg
Material: Black granite with 4 wheels (mounted on base)



JARDINICO

CENTRAL POLE UMBRELLAS

WAIKIKI



Cover: Polyester 250 gr/m²
Finishing: Aluminium, steel ribs
Pole: Aluminium (powder coated anthracite or white), 38 mm, 2 pcs
Tilt: Yes
Winch system: Crank
Number of ribs: 24
Protection cover: Optional
Max. wind speed: 12-19 km/h

Canopy Colors in stock:


 aruba chili red natural purple fuchsia willow yellow taupe

dimension	color	color pole
⊙ 250 cm	taupe	anthracite
⊙ 250 cm	natural, chili red, willow, aruba, purple, bright yellow, fuchsia	white
⊙ 300 cm	taupe	anthracite
⊙ 300 cm	natural	white

WAIKIKI BASE: SIENNA BASE (PT000113)



Dimension: 47 X 47 X 7.5 cm
Weight: 35 kg
Diameter of the tube: 33-58 mm
Material: Telescopic handle base with 2 wheels, dark grey granite

TIKI PUSH UP (PLUS)



Cover: 100% acryl
Finishing: Aluminium, adjustable rib ends
Pole: 38 mm - 1 pc, shiny anodised
Tilt: No
Winch system: New magnodraulic system for easy push up
Number of ribs: 4 or 6
Protection cover: Optional
Max. wind speed: 29-38 km/h

Canopy Colors in stock:


 gris nature natural taupe black

dimension	color	color pole
⊠ 200x200 cm	black, gris nature, taupe, natural, paris red	shiny anodised
⊠ 230x230 cm	black, gris nature, taupe, natural	shiny anodised
⊙ 300 cm	black, gris nature, taupe, natural	shiny anodised

*Many other colors available on request 

TIKI PUSH UP (PLUS) BASE: SIENNA BASE (PT000113)



Dimension: 47 X 47 X 7.5 cm
Weight: 35 kg
Diameter of the tube: 33-58 mm
Material: Telescopic handle base with 2 wheels, dark grey granite



PARADISE UMBRELLAS


SINGLE / MULTIPLE OUTDOOR UMBRELLAS



FABRIC

Fabric Colors

The fabric is the most important part of any umbrella. This is why at Cocoon we offer only the best outdoor fabrics available on the market today.



Acrylic 100%, 300gr/sqm, made in Spain

Acrylic fabric (100%) is non-decomposable and anti bacterial with a 10 year warranty. The Teflon-treated fabric is water and dirt resistant.



PVC Precontraint, 590gr/sqm, made in France

100% waterproof, pre-tensioned high dimensional stability, UV resistant, fireproof (2nd class), easy to maintain, durable and tear resistant.



Micro aired soltis 400gr/sqm

Outward visibility, micro-ventilated, light, durable and 100% recyclable.

FINISHING


Ribbon

The final customization touch is the ribbon color, which is available in all listed fabric colors.



Metal parts

All metal parts are zinc plated and furnace painted in the following RAL colors (choice):



Ribs (20x40x2mm)

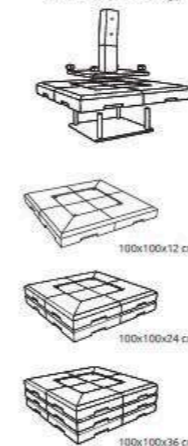
For all umbrellas up to 4x4 m with a Raised Valve the ribs can be wooden or aluminum. All larger umbrellas and Split Solution umbrellas have ribs that are made only of aluminum. The available colors are:



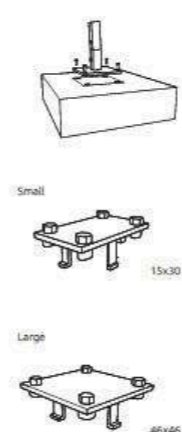
All other colors are available with an extra charge.

WEIGHT

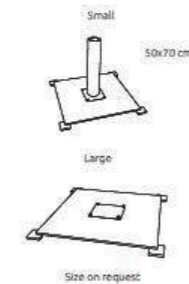
Large concrete base (250-500-750 kg)



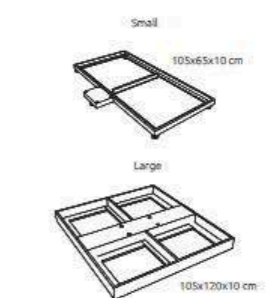
Inground bracket



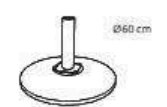
Metal plate (60kg)



Metal frame for air shipping (weights not included)



Round concrete base



Wall Bracket (Talento Steel & Gemelli Steel)



PARADISE UMBRELLA

CENTRAL POLE UMBRELLAS

BEALE



The Beale is a classic central beam umbrella with updated features like its 12 reinforced aluminum splints and telescopic pole that allows it to open up to dimensions of 50m² under a single umbrella canopy. The telescopic system allows umbrella opening or closing without removing the chairs and tables underneath. Every rib is crafted from reinforced aluminum.

STANDARD

- Waterproof cover
- Base included
- Raised wind valve
- Telescopic
- Easy rib change
- Low winch

OPTIONAL

- Ground anchor
- Velcro
- Raingultter
- Split solution (anti-wind system)



450x550 cm
500x600 cm
550x650 cm
600x700 cm



500x500 cm
550x550 cm
600x600 cm
650x650 cm
700x700 cm



Ø550 Ø600
Ø650 Ø700
Ø750 Ø800

KYLE



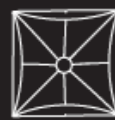
The Kyle is a tent-umbrella, a new concept that embodies the best qualities of a mountable tent but with the open/close easy of action of an umbrella. This even exempts it from the permits associated with permanent, gazebo and tent-like structures that need to be assembled and dismantled with each use. The sturdy construction, made entirely of zinc coated welded iron, allows the sheets to be closed using either Velcro or pulleys. This feature makes it the perfect solution for all seasons. These attributes, along with its patented electric opening mechanism and futuristic look, have earned the Kite recognition as the "future of outdoor umbrellas".

STANDARD

- Waterproof cover
- Base included
- Strong wind resistance

OPTIONAL

- Ground anchor
- Velcro
- Raingultter



300x300 cm 350x350 cm
400x400 cm 450x450 cm
500x500 cm 600x600 cm

PARADISE UMBRELLA

SIDE POLE UMBRELLAS

TELFORD



The Telford is a medium size umbrella with a lateral post. Thanks to its extreme versatility and ease of handling, it is suitable for both private and professional use. The vertical load bearing beam permits optimal usage of the area beneath, just as the possibility to rotate the base by 360° makes it possible to 'chase' the shade during the course of the day.

STANDARD

- Waterproof cover
- Base included
- Raised wind valve
- 360° rotation
- Easy rib change
- Low winch

OPTIONAL

- Ground anchor
- Velcro
- Raingultter
- High winch (anti-andalic)
- Split solution (anti-wind system)



200x300 cm
250x350 cm
300x400 cm
350x450 cm



250x250 cm
300x300 cm
325x325 cm
350x350 cm
400x400 cm



Ø300
Ø350
Ø400
Ø450

TELFORD STEEL



Telford Steel is an umbrella with a simple elegant design. The clean lines and 360° revolving design make it versatile and suitable for all environments. It is mostly requested for terraces and platforms, where the traditional concrete base would limit the useful ground space. The mirror polished stainless steel version is suitable for installation on luxury yachts and modern buildings.

STANDARD

- Waterproof cover
- Base included
- Raised wind valve
- 360° rotation
- Easy rib change
- Low winch

OPTIONAL

- Ground anchor
- Velcro
- Raingultter
- Wall bracket
- Split solution (anti-wind system)



200x300 cm
250x350 cm
300x400 cm
350x450 cm



250x250 cm
300x300 cm
325x325 cm
350x350 cm
400x400 cm



Ø300
Ø350
Ø400
Ø450

PARADISE UMBRELLA

MULTIPLE UMBRELLAS

GAUTHIER LATERALE



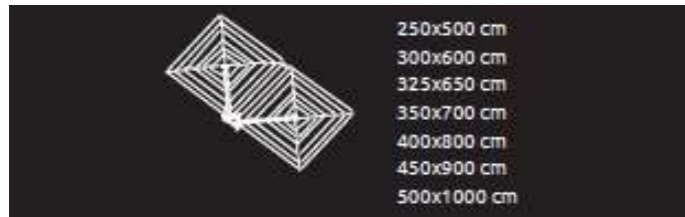
With its two inward leaning canopies that join on a central or lateral support the Gauthier Laterale creates a large rectangular shadow that can cover a space of up to 16.5 x 33 ft. The Gauthier Laterale can also connect with other modular systems, such as the Merlin and the Cosme cover even irregular spaces. The lateral support version is ideal for covering large tables or buffets.

STANDARD

- Waterproof cover
- Base included
- Raised wind valve
- Raingutter
- Easy rib change
- Low winch

OPTIONAL

- Ground anchor
- Velcro
- High winch (anti-andalic)
- Split solution (anti-wind system)



PARADISE UMBRELLA

MULTIPLE UMBRELLAS

GAUTHIER STEEL



Gauthier Steel is part of the steel line and represents an evolution of the Gauthier Steel Umbrella. The two umbrellas can be oriented and moved when closed to 'follow' the shade during the day. The entire structure is made of thick galvanized steel and painted in the selected color. The Gauthier Steel has an innovative but simple design. The finely polished AISI 316 stainless steel version of this double patio umbrella is suitable for most exclusive modern environments and luxury yachts.

STANDARD

- Waterproof cover
- Base included
- Raised wind valve
- 180° rotation
- Raingutter
- Easy rib change
- Low winch

OPTIONAL

- Ground anchor
- Velcro
- Wall bracket
- Split solution (anti-wind system)



GAUTHIER CENTRALE



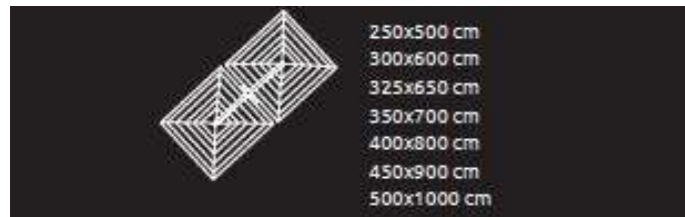
The central post solution leaves the surrounding zone free to access and a concrete base can be used as an elegant table or a sitting bench.

STANDARD

- Waterproof cover
- Base included
- Raised wind valve
- Raingutter
- Easy rib change
- Low winch

OPTIONAL

- Ground anchor
- Velcro
- High winch (anti-andalic)
- Split solution (anti-wind system)



COSME



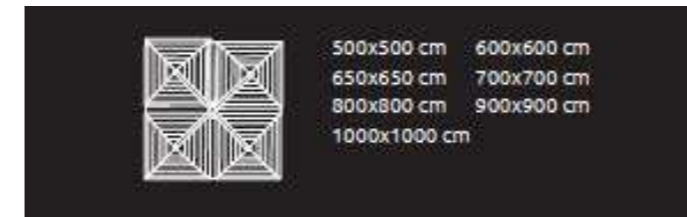
The Cosme has four square canopies that each expand to 16.5ft and all together can cover an area of up to 1,089 square feet. The structure commands attention with the finest most sought after trims on the market today. The Cosme is ideal for covering large square spaces and designed to prevent rainwater from seeping between the canopies by use of a special drip-guard linkage system.

STANDARD

- Waterproof cover
- Base included
- Raised wind valve
- Raingutter
- Easy rib change
- Low winch

OPTIONAL

- Ground anchor
- Velcro
- High winch (anti-andalic)
- Split solution (anti-wind system)





SUMMARY




Our furniture are made of high quality stainless steel, teakwood, aluminium, wicker and modern home furniture. We have our own R&D department to develop and custom made new product. We offer a distinctive furniture collection made of Viro, Rehau, batyline, sunbrella & sunproof fabric. We provide warranties on our product to ensure that our client deserve the best quality product that we manufacture.

Since 2010 our professional and excellent technique, we able to supply for 5 star hotels in local and overseas - St Regis Hotel, Sofitel Hotel, Banyan tree etc.....

FABRIC



RATTAN



EDEN COLLECTION OUTDOOR FURNITURE



EDEN COLLECTION

SOFA SETS

BRANDA SOFA



Branda 2 Seater Sofa
W1400 x D710 x H710 mm
SH420 mm



Branda Single Sofa
W770 x D710 x H710 mm
SH420 mm



Branda Ottoman
W770 x D770 x H480 mm
SH420 mm



Branda Coffee Table
W1200 x D600 x H420 mm
SH420 mm

BERMUDA SOFA



Bermuda 2 Seater Sofa
W1380 x D700 x H710 mm
SH420 mm



Bermuda Single Sofa
W700 x D700 x H710 mm
SH420 mm



Bermuda Coffee Table
W1200 x D700 x H420 mm

RUMANIA SOFA



Rumania 2 Seater Sofa
W1550 x D860 x H720 mm
SH420 mm



Rumania Single Sofa
W940 x D860 x H720 mm
SH420 mm



Rumania Coffee Table
W1220 x D610 x H420 mm



Rumania Side Table
D520 x H510 mm

EDEN COLLECTION

SOFA SETS

PURE SOFA



Pure 2 Seater Sofa
W1410 x D780 x H730 mm
SH420 mm



Pure Single Sofa
W700 x D780 x H730 mm
SH420 mm



Pure Corner Sofa
W780 x D780 x H730 mm
SH420 mm



Pure Coffee Table
W700 x D700 x H410 mm



Pure Ottoman
W790 x D790 x H380 mm

NOAH SOFA



Noah 2 Seater Sofa
W1420 x D830 x H660 mm
SH420 mm



Noah Single Sofa
W830 x D830 x H660 mm
SH420 mm



Noah Coffee Table
W1210 x D710 x H250 mm

SHAPE SOFA



Shape 2 Seater Sofa
W1550 x D870 x H800 mm
SH420 mm



Shape Single Sofa
W870 x D815 x H800 mm
SH420 mm



Shape Coffee Table
W1030 x D560 x H420 mm

EDEN COLLECTION

SOFA SETS

DETA SOFA



Detta 2 Seater Sofa
W1500 x D750 x H840 mm
SH420 mm



Detta Single Sofa
W670 x D750 x H840 mm
SH420 mm



Detta Coffee Table
W1200 x D600 x H480 mm

OCEAN SOFA




Ocean Conner Sofa
W900 x D900 x H730 mm
SH420 mm



Ocean Middle Sofa
W700 x D900 x D730 mm
SH420 mm



Ocean Coffee Table
W1100 x D600 x H320 mm



EDEN COLLECTION

DINING SETS

MAYA DINING



Maya Arm Chair
W550 x D620 x H890 mm
SH440 mm



Maya Dining Table
W900 x D1800 x H750 mm

TREE DINING



Tree Chair
W550 x D600 x H650 mm
SH460 mm



Tree Dining Table
W1800 x D900 x H750 mm

LIBERTY DINING



Liberty Arm Chair
W560 x D510 x H810 mm
SH440 mm



Liberty Dining Table
W2000(2500) x D1000 x H750 mm

EDEN COLLECTION

DINING SETS

MIYA DINING



Miya Arm Chair
W560 x D580 x H860 mm
SH440 mm



Miya Side Chair
W490 x D580 x H860 mm
SH440 mm



Miya Dining Table
W1800 x D900 x H750 mm

SALA DINING



Sala Arm chair
W540 x D610 x H860 mm
SH440 x AH650 mm



Sala Dining Table
W900 x D1500 x H750 mm



Sala Round Table
D1400 x H760 mm



Sala Dining Table
W900 x D2100 (1500) x H750 mm

ROMA DINING



Roma Arm Chair
W550 x D590 x H840 mm
SH450 mm



Roma Dining Table
W900 x D900 x H760 mm

EDEN COLLECTION

ARM CHAIR SETS

VOO VOO



Voo Voo Arm Chair W710 x D660 x H740 mm
SH390 mm
Voo Voo Tea Table D490 x H460 mm

LOTUS



Lotus Chair W710 x D640 x H750 mm
SH420 mm
Lotus Tea Table D490 x H490 mm



EDEN COLLECTION

SUNLOUNGES

NOVA SUNLOUNGE



Nova Sunlounge
W2060 x D730 x H360-1150 mm



Nova Side Table
W500 x D500 x H600 mm

SOLO SUNLOUNGE



Solo Sunlounge
W2100 x D820 x H360-940 mm



Solo Side Table
W500 x D500 x H450 mm

PURE SUNLOUNGE



Pure Sunlounge
W1980 x D650 x H300-940 mm



Pure Side Table
W450 x D450 x H420 mm



TEAK COLLECTION

OUTDOOR TEAK FURNITURE

SUMMARY

Teak is a very hard densely grained wood with high oil content. The unique combination of these characteristics makes teak wood naturally resistant to moisture, rot, warping, shrinking, splintering, insects, fungus and termites, making it an ideal material for the production of outdoor furniture.

TEAK

Comes from sustainably harvested teak. This highly dense timber is attractive with the very best durability. All wood is kiln dried with the temporary design to elevate your outdoor spaces.

FABRIC

Warm and cool materials combine for a perfect comfort. Strong line of stainless steel and rust proof aluminium with invisible welds and reinforced stress points - extremely strong and give the collection is an open invitation to relax in luxury for years to come.

SYNTHETIC FIBER

This fibres are from polyethylene fiber, which are both UV and weather resistant. The fibers are excellent for flexibility and stability in climate conditions.

TEXTILENE

This all weather materials is extremely comfortable durability for outdoor and indoor use, built for modern day demands with easy maintainance and non-toxic materials.

TEAK COLLECTION

DINING SETS

VEGAS



Vegas stacking chair
H: 91 D: 47 W: 51



Vegas rectangular table
H: 77 D: 200 W: 100

KINGSTON



Kingston folding chair
H: 90 D: 42 W: 51



Kingston folding arm chair
H: 90 D: 42 W: 60



Kingston recliner chair
H: 100 D: 52 W: 60

ALIS



Alis folding chair
H: 90 D: 42 W: 51



Alis folding arm chair
H: 90 D: 42 W: 60

TEAK COLLECTION

DINING SETS

GARDEN SET



Garden arm chair
H: 90 D: 55 W: 60



Garden bench
H: 30 D: 85 W: 150

HAROLD



Harold folding chair
H: 85 D: 42 W: 51



Harold folding arm chair
H: 85 D: 42 W: 60

BATYLINE



Eton batyline recliner
H: 109 D: 51 W: 60



Venice batyline stacking chair
H: 92 D: 51 W: 50



Director batyline chair
H: 84 D: 42 W: 50

FOLDING TABLE



TEAK SHOWER



Teak shower

H: 240 D: 100 W: 144



Rect folding table - Stand up



Mini rect fold table

H: 50 D: 50 W: 50



Round Folding table (stand up)



Mini round folding table

H: 50 D: 50 W: 50

COCOON LIGHT

TABLE LIGHTS /
GARDEN LIGHTS /
POOL LIGHTS



SUMMARY

Innovation

Our **unbreakable, suspendable and rechargeable** LED module will illuminate an incredible choice of interchangeable diffusers.

Performance

Exclusive high technology waterproof LED modules featuring the most reliable and durable components. A **lion polymer battery** allows **800 battery charges** and great performance up to **20 hours running light**. An inductive charging system allows a longer and more efficient use of the products.

Effects

Progressive changing colors (over 50,000 colors) + 12 steady colors + (+1 memory color) + 12 flickering fading colors + 12 candle colors + 4 positions dimmer.

All the above at the reach of a 19 buttoned remote control.

Green

Low products, environmentally friendly.
No change of LED required (LED life: 50,000 hours +).

Safety

International safety and environmental standards: CE, LCD, R&TTE, C-Tick, FCC, RoHS, CAS, Reach compliant



WATERPROOF



UP TO 20 HRS



RECHARGEABLE
BATTERY



INDUCTION
CHARGER



LED LIGHT
COLOR CHANGING



REMOTE CONTROL



ECO FRIENDLY

CUSTOMIZE YOUR COCOON LIGHT

Stage 1 - Rechargeable LED module



High Intensity
2W Module

NEW FEATURES:
- WARM WHITE COLOR
- LOCKABLE FUNCTION
- EXTRA RESISTANCE

INDIVIDUAL PACK



LED module
X 1pcs



remote control
X 1pcs



charger one
X 1pcs



complete set

PROFESSIONAL PACK



LED module
X 8pcs



remote control
X 1pcs



charger eight
X 1pcs



complete set

Stage 2 - Choose your shade



TABLE LIGHTS
REAL WAX CANDLES



TABLE LIGHTS
METAL SHADES



TABLE LIGHTS
GLASS SHADES



TABLE LIGHTS
PE PLASTIC SHADES




GARDEN LIGHTS
PE PLASTIC SHADES



GARDEN / POOL LIGHTS
PE PLASTIC SHADES

Stage 3 - Enjoy your lights

Enjoy your lights



Easy to hang




TABLE LIGHTS

POLYRESIN

ROXY WS-T01

Glass



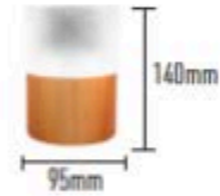
Light Time*
7 - 20 hrs

Charging Time
High 7 - 8 hrs

MOQ
8 pcs



L : 334mm
W : 334mm
H : 225mm



RAY WS-T02

Glass



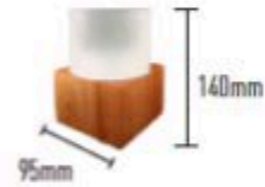
Light Time*
7 - 20 hrs

Charging Time
High 7 - 8 hrs

MOQ
8 pcs



L : 334mm
W : 334mm
H : 225mm



RITA WS-T03

Glass




Light Time*
7 - 20 hrs

Charging Time
High 7 - 8 hrs

MOQ
8 pcs



L : 334mm
W : 334mm
H : 225mm



BOXICO WS-T04

Wood



Light Time*
7 - 20 hrs

Charging Time
High 7 - 8 hrs

MOQ
8 pcs



L : 334mm
W : 334mm
H : 225mm




TABLE LIGHTS

REAL WAX CANDLES



CANDLIS 1 WA-J10

Real Wax Candle




Light Time*
7 - 20 hrs

Charging Time
High 5 - 6 hrs


MOQ 8 pcs

 L : 317mm
 W : 317mm
 H : 440mm
 
6KGS





CANDLIS 2 WA-J12

Real Wax Candle




Light Time*
7 - 20 hrs

Charging Time
High 5 - 6 hrs


MOQ 8 pcs

 L : 359mm
 W : 359mm
 H : 520mm
 
11KGS





CANDLIS 3 WA-J19


Real Wax Candle




Light Time*
7 - 20 hrs

Charging Time
High 5 - 6 hrs


MOQ 4 pcs

 L : 491mm
 W : 491mm
 H : 220mm
 
14KGS





CANDLIS 4 WA-J16

Real Wax Candle




Light Time*
7 - 20 hrs

Charging Time
High 5 - 6 hrs

MOQ 4 pcs

 L : 411mm
 W : 411mm
 H : 415mm
 
15KGS




*According to the color used, the intensity and the outside temperature.


TABLE LIGHTS

REAL WAX CANDLES

CANDLIS 5 WA-JS1

Real Wax Candle




Light Time*
7 - 20 hrs

Charging Time
High 5 - 6 hrs



MOQ 8 pcs

 L : 317mm
 W : 317mm
 H : 440mm
 
5KGS



TABLE LIGHTS

METAL SHADES

SQUAREO Dream 16 ST-HC1

Stainless steel




Light Time*
7 - 20 hrs

Charging Time
High 5 - 6 hrs

MOQ
8 pcs




L : 740mm
W : 375mm
H : 205mm



SQUAREO Dream 13 ST-HC3

Stainless steel




Light Time*
7 - 20 hrs

Charging Time
High 5 - 6 hrs

MOQ
8 pcs




L : 620mm
W : 315mm
H : 175mm



SQUAREO Dream 9 ST-HC7

Stainless steel




Light Time*
7 - 20 hrs

Charging Time
High 5 - 6 hrs

MOQ
8 pcs




L : 250mm
W : 250mm
H : 370mm



SQUAREO Bee 13 ST-HC4

Stainless steel





Light Time*
7 - 20 hrs

Charging Time
High 5 - 6 hrs

MOQ
8 pcs



L : 620mm
W : 315mm
H : 175mm



Stainless steel

RECTANGO Bee 9 ST-HB1



Light Time*
7 - 20 hrs

Charging Time
High 5 - 6 hrs

MOQ
8 pcs



L : 250mm
W : 250mm
H : 370mm



NEW




TABLE LIGHTS

METAL SHADES

OOLEO Tree 13 ST-HS1

Stainless steel



Light Time* **7 - 20 hrs**
 Charging Time **High 5 - 6 hrs**

MOQ **8 pcs**
 L: 250mm
 W: 250mm
 H: 370mm
 2 KGS



OOLEO Leaf 13 ST-HS2

Stainless steel



Light Time* **7 - 20 hrs**
 Charging Time **High 5 - 6 hrs**

MOQ **8 pcs**
 L: 250mm
 W: 250mm
 H: 370mm
 2 KGS



OOLEO Wind 13 ST-HS3

Stainless steel



Light Time* **7 - 20 hrs**
 Charging Time **High 5 - 6 hrs**

MOQ **8 pcs**
 L: 250mm
 W: 250mm
 H: 370mm
 2 KGS



OOLEO Bird Cage 9 ST-HA1

Stainless steel



NEW

Light Time* **7 - 20 hrs**
 Charging Time **High 5 - 6 hrs**

MOQ **8 pcs**
 L: 250mm
 W: 250mm
 H: 370mm
 2 KGS



*According to the color used, the intensity and the outside temperature.

TABLE LIGHTS

GLASS SHADES

ICYS GL-K10

Glass



Light Time* **7 - 20 hrs**
 Charging Time **High 5 - 6 hrs**

MOQ **8 pcs**
 L: 334mm
 W: 334mm
 H: 356mm
 7.5KGS



ICYM GL-K14

Glass



Light Time* **7 - 20 hrs**
 Charging Time **High 5 - 6 hrs**

MOQ **4 pcs**
 L: 334mm
 W: 334mm
 H: 225mm
 5.5KGS



TABLE LIGHTS

PE PLASTIC SHADES

MINI MAGIC PE-C14

PE - Polyethylene



Light Time* **7 - 20 hrs**
 Charging Time **High 5 - 6 hrs**

MOQ **8 pcs**
 L: 316mm
 W: 316mm
 H: 290mm
 2.8KGS



TEAR DROP PE-ETD

PE - Polyethylene



Light Time* **7 - 20 hrs**
 Charging Time **High 5 - 6 hrs**

MOQ **4 pcs**
 L: 420mm
 W: 242mm
 H: 392mm
 3KGS



EGGY PE-D19

PE - Polyethylene



Light Time* **7 - 20 hrs**
 Charging Time **High 5 - 6 hrs**

MOQ **8 pcs**
 L: 352mm
 W: 338mm
 H: 405mm
 3.4KGS



MINI DROP PE-EML

PE - Polyethylene



Light Time* **7 - 20 hrs**
 Charging Time **High 5 - 6 hrs**

MOQ **8 pcs**
 L: 520mm
 W: 310mm
 H: 310mm
 3.4KGS



*According to the color used, the intensity and the outside temperature.

TABLE LIGHTS

PE PLASTIC SHADES

MINI CUBE PE-B10

PE - Polyethylene



Light Time* **7 - 20 hrs**
 Charging Time **High 5 - 6 hrs**

MOQ **8 pcs**
 L: 228mm
 W: 228mm
 H: 250mm
 2.2KGS



MEDIUM CUBE PE-B13

PE - Polyethylene



Light Time* **7 - 20 hrs**
 Charging Time **High 5 - 6 hrs**

MOQ **8 pcs**
 L: 620mm
 W: 315mm
 H: 175mm
 3.9KGS



GARDEN LIGHTS

PE PLASTIC SHADES

CUBE PE-B43

PE - Polyethylene



Light Time*
7 - 20 hrs

Charging Time
High 5 - 6 hrs


MOQ
1 pcs



L : 473mm
W : 473mm
H : 475mm




6.9KGS



TRIPOD STOOL (Stackable) PE-LIN

PE - Polyethylene



Light Time*
7 - 20 hrs

Charging Time
High 5 - 6 hrs

MOQ
2 pcs



L : 443mm
W : 443mm
H : 528mm



8.2KGS



LONG DROP PE-E34

PE - Polyethylene



Light Time*
7 - 20 hrs

Charging Time
High 5 - 6 hrs

MOQ
4 pcs



L : 420mm
W : 357mm
H : 392mm



3.8KGS



GARDEN / POOL LIGHTS

PE PLASTIC SHADES

MINI MAGIC PE-C14

PE - Polyethylene



Light Time*
7 - 20 hrs

Charging Time
High 5 - 6 hrs

MOQ
8 pcs



L : 316mm
W : 316mm
H : 290mm



2.8KGS



STONES PE-C27

PE - Polyethylene



Light Time*
7 - 20 hrs

Charging Time
High 5 - 6 hrs

MOQ
4 pcs



L : 552mm
W : 302mm
H : 574mm



5.2KGS



TEAR DROP PE-ETD

PE - Polyethylene



Light Time*
7 - 20 hrs

Charging Time
High 5 - 6 hrs

MOQ
4 pcs



L : 420mm
W : 242mm
H : 392mm



3KGS



COSMIC PE-115

PE - Polyethylene



Light Time*
7 - 20 hrs

Charging Time
High 5 - 6 hrs

MOQ
8 pcs



L : 444mm
W : 444mm
H : 346mm



5.3KGS



*According to the color used, the intensity and the outside temperature.




GARDEN / POOL LIGHTS

PE PLASTIC SHADES

BOULES PE-A25

PE - Polyethylene



Light Time*
7 - 20 hrs

Charging Time
High 5 - 6 hrs

MOQ
4 pcs

L : 545mm
W : 274mm
H : 510mm




4.3KGS



BOULES PE-A35

PE - Polyethylene



Light Time*
7 - 20 hrs

Charging Time
High 5 - 6 hrs

MOQ
2 pcs

L : 736mm
W : 385mm
H : 370mm



5KGS



FLAT BALL PE-F31

PE - Polyethylene



Light Time*
7 - 20 hrs

Charging Time
High 5 - 6 hrs

MOQ
4 pcs

L : 662mm
W : 340mm
H : 410mm



5.5KGS



BOULES PE-A50

PE - Polyethylene



Light Time*
7 - 20 hrs

Charging Time
High 5 - 6 hrs

MOQ
1 pcs

L : 552mm
W : 552mm
H : 515mm



5.4KGS



PEEBLE PE-G31

PE - Polyethylene



Light Time*
7 - 20 hrs

Charging Time
High 5 - 6 hrs

MOQ
4 pcs

L : 636mm
W : 362mm
H : 382mm



5.3KGS



*According to the color used, the intensity and the outside temperature.

ACCESSORIES

MODULES

Our outdoor induction rechargeable module manageable with a **REMOTE CONTROL** to easily give you the freedom to create the right mood for your terraces, swimming pools, restaurants, hotel rooms, events, etc ...

DESCRIPTION

- Progressive changing colors (over 50,000 colors)
- 12 pre selected steady colors
- 12 flickering fade colors
- 12 candle colors
- 4 positioned dimmer on all colors
- 1 personalized color in memory
- Suspendable
- 19 buttoned remote control
- Induction charger
- Lion Polymer battery
- Eco friendly
- 1 year warranty
- Up to 800 charges
- CE, LVD, R&TTE, C-Tick, FCC, Rohs, IP68, CAS, Reach compliant



High Intensity
2W

ACCESSORIES

LIGHT TIME

7 to 20 hours
According to the color used, the intensity and the outside temperature.

CHARGING TIME

High Intensity: 5 to 6 hours

CHARGERS

CHARGER 1

Input voltage: 100V – 240V / 50-60 Hz
Output voltage: DC 5V



CHARGER 8

Input voltage: 100V – 240V / 50-60 Hz
Output voltage: DC 5V



STACKABLE

REMOTE CONTROL

19 buttoned remote control

DISTANCE

20 meters

Available with the remote control:

- Progressive changing colors (over 50,000 colors)
- 12 pre selected steady colors
- 12 flickering fading colors
- 12 candle colors
- 4 positioned dimmer on all colors
- 1 personalized color in memory



COCOON ULTRA BRIGHT TEA CANDLE



DESCRIPTION

- 4 Times Brighter than normal tea candles
- Charging Time: 8 Hours
- Lighting Time: 12 Hours
- Remote Control
- Timer
- Candle Effect
- Dimmer

ICITO PR-T09



Light Time*
8 - 12 hrs



Charging Time
8 hrs



MOQ
12 pcs



Weight
3 kg



L: **260 mm**
W: **180 mm**
H: **260 mm**



MARY PR-T10



Light Time*
8 - 12 hrs



Charging Time
8 hrs



MOQ
12 pcs



Weight
3 kg



L: **260 mm**
W: **250 mm**
H: **300 mm**



LEA TABLE LIGHT



LEA Table Light




Dimensions
ø120*H150mm

Description
5V/4000MAH
RGB+W (4000K)

Shade Colours



Brushed Steel




Brushed Bronze

Accessories



Charging Base

Dimensions: ø97*22mm
Output: 5V (50W 10A)



Other Optional Accessories



6 ports Multi Charger

Output: 5V (50W 10A)



Charging Trolley for 36 Lamps

Dimensions: 986*457*910 mm
Weight: 23 kg



Charging Trolley for 54 Lamps

Dimensions: 986*457*910 mm
Weight: 31 kg



LED FURNITURE OUTDOOR FURNITURE



SUMMARY

Innovation

Using the rotational molding process enclosure, with frosted PE, our products are **unbreakable, suspendable, waterproof and rechargeable.**

Performance

Exclusive high technology waterproof LED modules featuring the most reliable and durable components. A **lithium rechargeable battery** allows great performance up to **12 hours running light.** Constructed from **energy-efficient LED** and **durable PE plastic.**

Effects

Progressive changing colors (over 50,000 colors) + 16 steady colors + 12 flickering fading colors + 2 positions dimmer + colorful hopping + monochromatic flashing + colorful flicker
All the above at the reach of a 24 buttoned remote control.

Green

Low products, environmentally friendly.
No change of LED required (LED life: 50,000 hours +).

Safety

International safety and environmental standards: UL, CE, RoHS, IP65, reach compliant



WATERPROOF



UP TO 20 HRS



RECHARGEABLE BATTERY



DIMMABLE



LED LIGHT COLOR CHANGING



REMOTE CONTROL



ECO FRIENDLY

TYPES OF MODULES

Connector Module



Comes with adapter and remote

Removable Module



Modules can be easily removed by screwing



Comes with adapter and remote

COCKTAIL TABLES

CONNECTOR MODULE

COCKTAIL TABLE 1 HJ110

PE material



Light Time*
8 - 12 hrs

Charging Time
4 - 5 hrs

L: **60 cm**
W: **60 cm**
H: **112 cm**

Weight
12 kgs



COCKTAIL TABLE 2 HJ305A

PE material with tempered glass

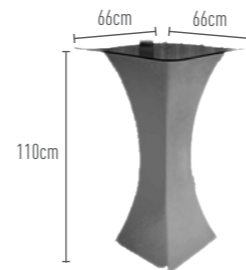


Light Time*
8 - 12 hrs

Charging Time
4 - 5 hrs

L: **45 cm**
W: **45 cm**
H: **111 cm**

Weight
18 kgs



COCKTAIL TABLE 3 HJ337

PE material



Light Time*
8 - 12 hrs

Charging Time
4 - 5 hrs

L: **62 cm**
W: **62 cm**
H: **24 cm**

Weight
19 kgs



*According to the color used, the intensity and the outside temperature.

COFFEE TABLES

CONNECTOR MODULE

COFFEE TABLE 1 HJ3020C

PE material




Light Time*
8 - 12 hrs

Charging Time
4 - 5 hrs

L: **42 cm**
W: **42 cm**
H: **42 cm**

Weight
5 kgs



COFFEE TABLE 2 HJ335B

PE material

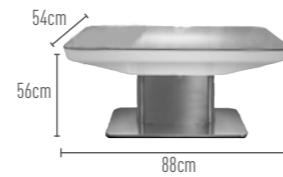


Light Time*
8 - 12 hrs

Charging Time
4 - 5 hrs

L: **90 cm**
W: **56 cm**
H: **58 cm**

Weight
25 kgs



COFFEE TABLE 3 HJ816D

PE material




Light Time*
8 - 12 hrs

Charging Time
4 - 5 hrs

L: **82 cm**
W: **82 cm**
H: **38 cm**

Weight
9 kgs

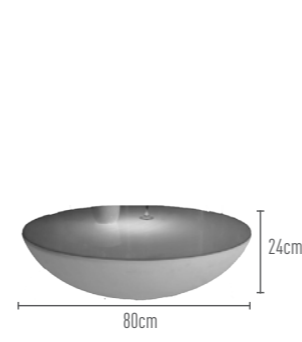


COFFEE TABLES

CONNECTOR MODULE

COFFEE TABLE 4 HJ816A

PE material



Light Time*
5 - 6 hrs

Charging Time
4 - 5 hrs

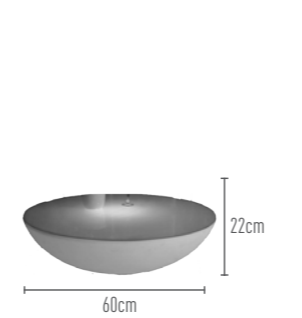
L: **82 cm**
W: **82 cm**
H: **25 cm**

Weight
7 kgs



COFFEE TABLE 5 HJ816B

PE material



Light Time*
5 - 6 hrs

Charging Time
4 - 5 hrs

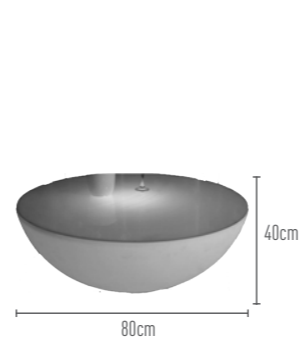
L: **62 cm**
W: **62 cm**
H: **24 cm**

Weight
5 kgs



COFFEE TABLE 6 HJ816C

PE material



Light Time*
5 - 6 hrs

Charging Time
4 - 5 hrs

L: **82 cm**
W: **82 cm**
H: **41 cm**

Weight
8 kgs



*According to the color used, the intensity and the outside temperature.

STOOLS

CONNECTOR MODULE

STOOL 1 HJ6344-C3

PE material with cushion

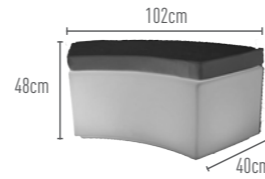


Light Time*
8 - 12 hrs

Charging Time
4 - 5 hrs

L: **104 cm**
W: **52 cm**
H: **50 cm**

Weight
8 kgs




STOOLS

REMOVABLE MODULE

STOOL 2 HJ303B

PE material



Light Time*
8 - 12 hrs

Charging Time
4 - 5 hrs


L: **42 cm**
W: **42 cm**
H: **42 cm**

Weight
5 kgs



STOOL 3 HJ3006

PE material



Light Time*
8 - 12 hrs

Charging Time
4 - 5 hrs

L: **58 cm**
W: **57 cm**
H: **46 cm**

Weight
6 kgs



*According to the color used, the intensity and the outside temperature.

BAR STOOLS

CONNECTOR MODULE

BAR STOOL 1 HJ644-03

PE material

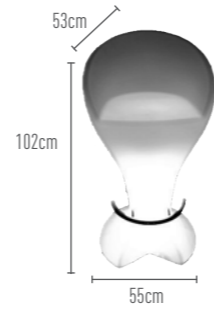


Light Time*
8 - 12 hrs

Charging Time
4 - 5 hrs

L: **57 cm**
W: **55 cm**
H: **104 cm**

Weight
10 kgs



BAR STOOL 2 HJ829

PE material

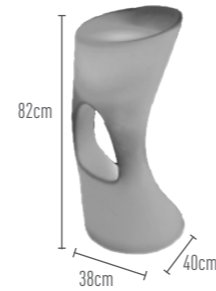


Light Time*
8 - 12 hrs

Charging Time
4 - 5 hrs

L: **40 cm**
W: **42 cm**
H: **84 cm**

Weight
7 kgs




LED DISPLAYS

CONNECTOR MODULE

LED DISPLAY 1 HJ919

PE material



Light Time*
8 - 12 hrs

Charging Time
4 - 5 hrs

L: **42 cm**
W: **42 cm**
H: **17 cm**

Weight
2.5 kgs



LED DISPLAY 2 HJ920A

PE material with tempered glass



Light Time*
8 - 12 hrs

Charging Time
4 - 5 hrs

L: **82 cm**
W: **52 cm**
H: **172 cm**

Weight
37 kgs




*According to the color used, the intensity and the outside temperature.

SOFAS

CONNECTOR MODULE

SOFA 1 HJ921Y

PE material




Light Time*
8 - 12 hrs

Charging Time
4 - 5 hrs

L: **178 cm**
W: **78 cm**
H: **78 cm**

Weight
39 kgs



SOFA 2 HJ921X

PE material with cushion




Light Time*
8 - 12 hrs

Charging Time
4 - 5 hrs

L: **110 cm**
W: **78 cm**
H: **78 cm**

Weight
23 kgs




SOFAS

CONNECTOR MODULE



SOFA 3 HJ818

PE material



Light Time*
8 - 12 hrs

Charging Time
4 - 5 hrs

L: **82 cm**
W: **82 cm**
H: **74 cm**

Weight
10 kgs



*According to the color used, the intensity and the outside temperature.

ICE BUCKETS

CONNECTOR MODULE

ICE BUCKET 1 HJ920C

PE material




Light Time*
8 - 12 hrs

Charging Time
4 - 5 hrs

L: **182 cm**
W: **82 cm**
H: **52 cm**

Weight
39 kgs



ICE BUCKET 2 HJ33330

PE material

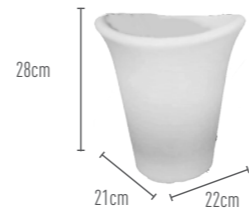


Light Time*
8 - 12 hrs

Charging Time
4 - 5 hrs

L: **23 cm**
W: **25 cm**
H: **30 cm**

Weight
1.5 kgs



ICE BUCKET 3 HJ33331

PE material

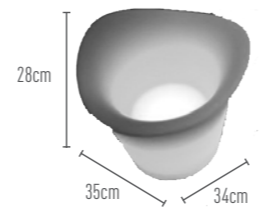


Light Time*
8 - 12 hrs

Charging Time
4 - 5 hrs

L: **35 cm**
W: **36 cm**
H: **30 cm**

Weight
2 kgs

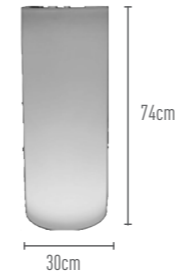


ICE BUCKETS

REMOVABLE MODULE

ICE BUCKET 4 HJ822K

PE material



Light Time*
8 - 12 hrs

Charging Time
4 - 5 hrs


L: **32 cm**
W: **32 cm**
H: **76 cm**

Weight
4 kgs



ICE BUCKET 5 HJ822P

PE material



Light Time*
8 - 12 hrs

Charging Time
4 - 5 hrs

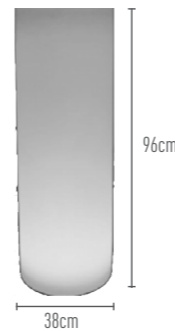
L: **42 cm**
W: **42 cm**
H: **82 cm**

Weight
7 kgs



ICE BUCKET 6 HJ822B

PE material



Light Time*
8 - 12 hrs

Charging Time
4 - 5 hrs

L: **40 cm**
W: **40 cm**
H: **98 cm**

Weight
8 kgs



*According to the color used, the intensity and the outside temperature.

BAR COUNTER

CONNECTOR MODULE

BAR COUNTER 1 - 1/4 ROUND BAR HJ312A

PE material

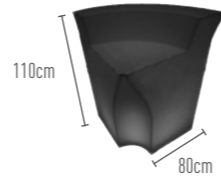


Light Time*
8 - 12 hrs

Charging Time
4 - 5 hrs

L: **82 cm**
W: **82 cm**
H: **112 cm**

Weight
25 kgs



BAR COUNTER 2 - LONG BAR HJ312B

PE material




Light Time*
8 - 12 hrs

Charging Time
4 - 5 hrs

L: **92 cm**
W: **82 cm**
H: **112 cm**

Weight
27 kgs



BAR COUNTER 3 - ICE BUCKET BAR HJ312C

PE material




Light Time*
8 - 12 hrs

Charging Time
4 - 5 hrs

L: **92 cm**
W: **82 cm**
H: **112 cm**

Weight
27 kgs



*According to the color used, the intensity and the outside temperature.

FLOOR LAMPS

REMOVABLE MODULE

LED SQUARE COLUMN 1 HJ815C

PE material



Light Time*
5 - 6 hrs

Charging Time
4 - 5 hrs

L: **23 cm**
W: **23 cm**
H: **72 cm**

Weight
3 kgs



LED SQUARE COLUMN 2 HJ815D

PE material




Light Time*
5 - 6 hrs

Charging Time
4 - 5 hrs

L: **32 cm**
W: **32 cm**
H: **82 cm**

Weight
5.5 kgs



LED SQUARE COLUMN 3 HJ815E

PE material




Light Time*
5 - 6 hrs

Charging Time
4 - 5 hrs

L: **32 cm**
W: **32 cm**
H: **117 cm**

Weight
9 kgs



LED SQUARE COLUMN 4 HJ815B

PE material



Light Time*
5 - 6 hrs

Charging Time
4 - 5 hrs

L: **32 cm**
W: **32 cm**
H: **195 cm**

Weight
14 kgs

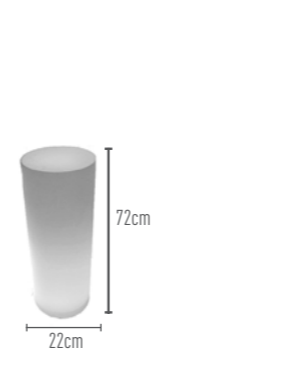


FLOOR LAMPS

REMOVABLE MODULE

LED ROUND COLUMN 1 HJ830A

PE material



Light Time*
5 - 6 hrs

Charging Time
4 - 5 hrs


L: **23 cm**
W: **23 cm**
H: **74 cm**

Weight
3 kgs



LED ROUND COLUMN 2 HJ830C

PE material



Light Time*
5 - 6 hrs

Charging Time
4 - 5 hrs


L: **32 cm**
W: **32 cm**
H: **76 cm**

Weight
4 kgs



LED ROUND COLUMN 3 HJ830B

PE material



Light Time*
5 - 6 hrs

Charging Time
4 - 5 hrs


L: **40 cm**
W: **40 cm**
H: **98 cm**

Weight
7 kgs



LED ROUND COLUMN 4 HJ830E

PE material



Light Time*
5 - 6 hrs

Charging Time
4 - 5 hrs

L: **42 cm**
W: **42 cm**
H: **117 cm**

Weight
10 kgs



*According to the color used, the intensity and the outside temperature.

FLOWER POTS

REMOVABLE MODULE

FLOWER POT 1 HJ300J2

PE material




Light Time*
8 - 12 hrs

Charging Time
4 - 5 hrs

L: **42 cm**
W: **42 cm**
H: **104 cm**

Weight
14 kgs



FLOWER POT 2 HJ300X

PE material



Light Time*
8 - 12 hrs

Charging Time
4 - 5 hrs

L: **84 cm**
W: **84 cm**
H: **78 cm**

Weight
12 kgs



FLOWER POT 3 HJ300Z1

PE material




Light Time*
8 - 12 hrs

Charging Time
4 - 5 hrs

L: **60 cm**
W: **60 cm**
H: **112 cm**

Weight
13 kgs



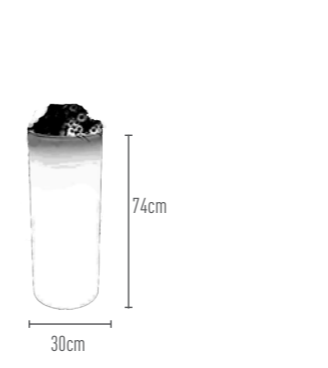
FLOWER POTS

CONNECTOR MODULE



FLOWER POT 4 HJ300W

PE material



Light Time*
8 - 12 hrs

Charging Time
4 - 5 hrs

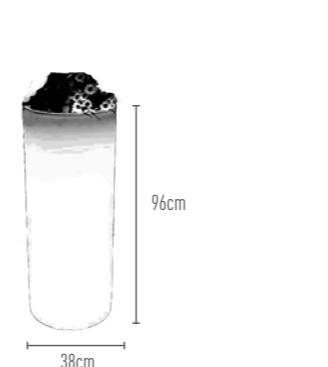
L: **32 cm**
W: **32 cm**
H: **76 cm**

Weight
4 kgs



FLOWER POT 5 HJ300G

PE material

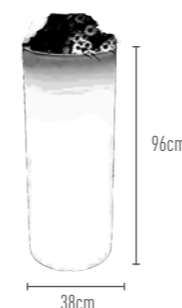


Light Time*
8 - 12 hrs

Charging Time
4 - 5 hrs

L: **40 cm**
W: **40 cm**
H: **98 cm**

Weight
7 kgs



*According to the color used, the intensity and the outside temperature.

ACCESSORIES

Description

- Waterproof IP 65
- Constructed from energy-efficient LED & durable PE plastic
- Progressive changing colors (over 50,000 colors)
- 16 steady colors
- 12 flickering fading colors
- 2 positions dimmer
- Colorful hopping
- Monochromatic flashing
- Colorful flicker
- Suspendable
- 24 buttoned remote control
- Induction charger
- Lithium rechargeable battery
- Eco friendly
- Up to 800 charges
- Copyright
- 1 year warrenty
- UL, CE, Rohs, IP65, Reach compliant

Removable Module

Our outdoor rechargeable module manageable with a **REMOTE CONTROL** to easily give you the freedom to create the right mood for your terraces, swimming pools, restaurants, hotel rooms, events, etc ...

- Battery:2200 MAH Lithium Rechargeable
- Wattage: 2.2 - 2.4W
- LED quantity: 24 pcs
- Lighting time: 8 - 12 hours (according to the color used, the intensity and the outside temperature)
- Charging time: 4 - 5 hours
- Life span: 50,000 hours
- Standby time: 700 hours



ACCESSORIES

Remote Control

24 buttoned remote control

DISTANCE

20 meters

Available with the remote control:

- Progressive changing colors (over 50,000 colors)
- 16 steady colors
- 12 flickering fading colors
- 2 positions dimmer
- Colorful hopping
- Monochromatic flashing
- Colorful flicker



Adapter

Input voltage: 110-220V

Output voltage: 5V

*Plugs are different in different country: AU,EU,UK, US



SCALLOPED TOP LED CANDLE IVORY RANGE

SCALLOPED TOP IVORY RANGE

The Cocoon real wax candle uses innovative COLOUR-HUE Technology with a unique three-dimensional flame that replicates the colour of a natural flame.

Each ivory pillar candle has a wax casing with a melted scalloped top that offers a lifelike look. The scalloped top makes this candle perfect for table and centrepiece decorations as you can see the flame from every angle.

The candle comes with 2 x C-cell batteries, ready for use.



SPECIFICATIONS

- **Extended battery life** – up to 350 hours
- **Safer than a real candle** – perfect for those with children or pets
- **Patented COLOUR-HUE Technology** – produces a flame that randomly varies in movement, colour and brightness, making it indistinguishable from a real flame
- **SPARQ enabled** – can be used with our SPARQ Remote Control which offers additional features

PRODUCT CODE

3 x 5" Scalloped Top Ivory **1SS305IV**

3 x 7" Scalloped Top Ivory **1SS307IV**

3 x 9" Scalloped Top Ivory **1SS309IV**

Simplux SPARQ
Remote Control



1RMC



SCALLOPED TOP LED CANDLE

RED & COFFEE RANGE

SCALLOPED TOP RED & COFFEE RANGE

The Cocoon real wax candle uses innovative COLOUR-HUE Technology with a unique three-dimensional flame that replicates the colour of a natural flame.

Each pillar candle has a wax casing with a melted scalloped top that offers a lifelike look. The scalloped top makes this candle perfect for table and centrepiece decorations as you can see the flame from every angle. The candles are available in a beautiful deep red or rich coffee colour.

The candle comes with 2 x C-cell batteries, ready for use.



SPECIFICATIONS

- **Extended battery life** – up to 350 hours
- **Safer than a real candle** – perfect for those with children or pets
- **Patented COLOUR-HUE Technology** – produces a flame that randomly varies in movement, colour and brightness, making it indistinguishable from a real flame
- **SPARQ enabled** – can be used with our SPARQ Remote Control which offers additional features

PRODUCT CODE

3 x 5" Scalloped Top Red **1SS305RD**

3 x 5" Scalloped Top Coffee **1SS305CO**

3 x 7" Scalloped Top Red **1SS307RD**

3 x 7" Scalloped Top Coffee **1SS307CO**



MELTED TOP LED CANDLE IVORY RANGE

MELTED TOP IVORY RANGE

The Cocoon real wax candle uses innovative COLOUR-HUE Technology with a unique three-dimensional flame that replicates the colour of a natural flame.

Each ivory pillar candle has a wax casing with a melted top that offers a lifelike look. The candle also features a bigger 3.75" diameter, giving it a chunkier look making this candle perfect for use in lanterns, on the mantelpiece or in fireplaces, when not in use.

The candle comes with 2 x C-cell batteries, ready for use.

SPECIFICATIONS

- **Extended battery life** – up to 350 hours
- **Safer than a real candle** – perfect for those with children or pets
- **Patented COLOUR-HUE Technology** – produces a flame that randomly varies in movement, colour and brightness, making it indistinguishable from a real flame
- **SPARQ enabled** – can be used with our SPARQ Remote Control which offers additional features



PRODUCT CODE

3.75 x 6.5" Melted Top Ivory **1MS465IV**

3.75 x 7.5" Melted Top Ivory **1MS475IV**

3.75 x 9" Melted Top Ivory **1MS409IV**



CRACKED GLASS LED CANDLE RED, WHITE & CHAMPAGNE RANGE

CRACKED GLASS - RED, WHITE & CHAMPAGNE RANGE

The Cocoon real wax LED glass candle uses innovative COLOUR-HUE Technology with a unique three-dimensional flame that replicates the colour of a natural flame.

Each pillar candle features a beautiful cracked glass casing with a flat top that offers a stylish look. The cracked glass design makes this candle perfect for statement and centrepiece decorations as you can see the flame from every angle. The candles are available in a beautiful deep red, stylish white and a rich champagne colour.

The candle comes with 2 x C-cell batteries, ready for use.

SPECIFICATIONS

- **Extended battery life** – up to 350 hours
- **Safer than a real candle** – perfect for those with children or pets
- **Patented COLOUR-HUE Technology** – produces a flame that randomly varies in movement, colour and brightness, making it indistinguishable from a real flame
- **SPARQ enabled** – can be used with our SPARQ Remote Control which offers additional features



PRODUCT CODE

3 x 6" Cracked Glass White **1FC306WH**

3 x 6" Cracked Glass Red **1FC306RD**

3 x 6" Cracked Glass Cham **1FC306CH**

3 x 8" Cracked Glass White **1FC308WH**

3 x 8" Cracked Glass Red **1FC308RD**

3 x 8" Cracked Glass Cham **1FC308CH**



HEATER



HEATERS



Summary

Cocoon started to produce the first standing electric patio heater and quickly garnered for itself the reputation of being an expert in the launching of our new products in the field of electric patio heaters. Today, we export high-class heating devices with infrared technology to more than 50 countries.

Manufacturing Procedures

We operate a complete end-to-end production system, ranging from component manufacture to final product assembly. Our process includes: professional R&D; advanced and automated workflow production, assembly, quality control system and service.

Certification

We strictly follow the BSCI, QMS and ISO quality control system. This enables us to pass the factory audit from Walmart, OBI, Carrefour, Costco, Lowes, Argos, Aldi, etc. All of our products meet the highest international quality standards, promising cost-effectiveness, reliability and efficiency.

Safety

PSE, CE, GS, CB, RoHS, cETLus, SAA

HEATERS

HOT SPOT HEATERS

ZHQ2028S



Height:	210 cm
Power:	220-240 V, 2000 W
Function:	<ul style="list-style-type: none">• Three heat pipes• White halogen tube• On-on-on-off (e.g. 650 / 1300 / 2000 / 0 W)
Product size	100 x 100 x 120 cm
Net weight:	15.6 kg
Gross weight:	17.4 kg
Carton size:	63 x 50 x 42 cm

Adapt to parasol pole 25-60 MM optional accessories



ZHQ1080-RDL



Height:	180 cm
Power:	220 V, 1500 W
Function:	<ul style="list-style-type: none">• Single heat pipe• Red halogen heating pipe• On-on-on-off (e.g. 650 / 1300 / 2000 / 0 W)
Base diameter:	45 cm
Top diameter:	14 cm
Net weight:	15 kg
Gross weight:	18 kg
Carton size:	185 x 45 x 23 cm

DOUBLE HEATING LAMP



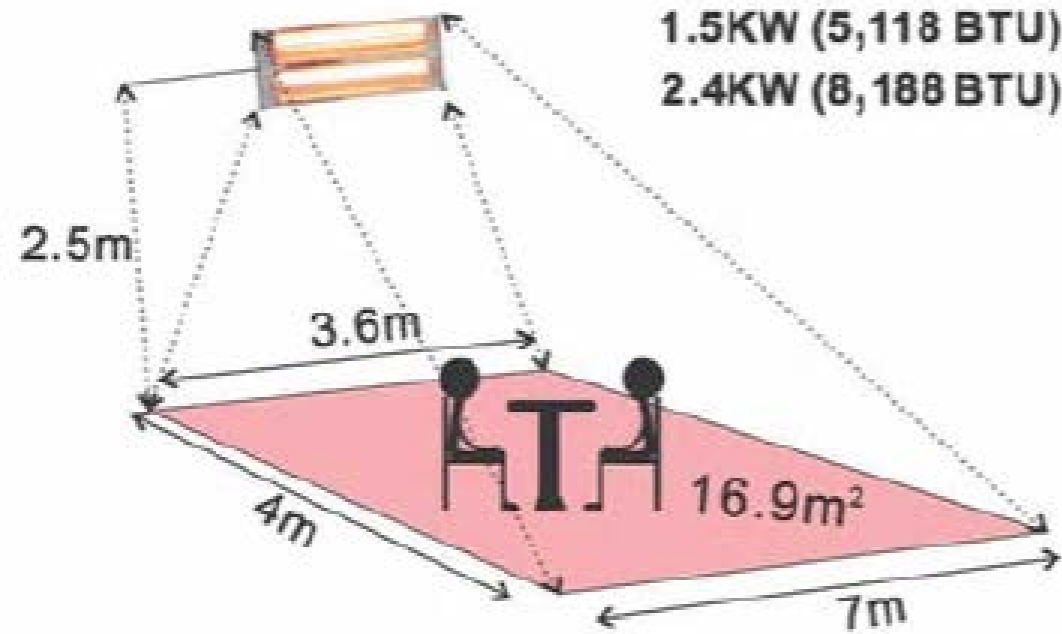
Model: ZHQ2031 SIZE: 60*8*25CM

100 - 120V, 1500W 220 - 240V, 2000W

Model: ZHQ2431 SIZE: 70*8*25CM

100 - 120V, 1500W 220 - 240V, 2400W

Optional accessories



**1.5KW (5,118 BTU)
2.4KW (8,188 BTU)**

**1.8m (5' 9")
Minimum Mounting Height**



23cm

110cm

5 hrs



**Model: ZHQ1898-C
Ceiling Mounted Style**

**Model: ZHQ1898-W
Wall Mounted Style**



**SIZE: 110*23*3.5CM
100-120V, 1500W; 220-240V, 1800W**



**SIZE: 110*23*3.5CM
100-120V, 1500W; 220-240V, 1800W**

900
1800
WATT

5000h


save
energy



RADIANT HEATER

Specification:

- Warm after 30 seconds
- No Visible Light
- Maximum 1800 Watt Heat Output - With 2 Heat Settings - 900W, 1800W
- With Remote Control
- With Timer Function up to 5 Hours



PH08-S-RC/SS-RC



- Total Height: 2210mm or 2310mm
- Net Weight: 26KGS
- Gross Weight: 31KGS
- Valve: Low output to high output, with pilot
- Nozzle: 1.5mm
- Igniter: Battery Igniter
- Gas Inlet: 1/4, 5/8 depends on countries
- Surrounding heating area: 15m²
- Type of safety device: Fence
- LPG only and not included in price.
- Output: 37500BUT/11.5KW, MAX 12KW
- 3 flame level(heating) settings: HIGH / MED / LOW
- Infrared remote control with reception of 25° angle and 6 meters
- Tilt switch for automatic shut off
- 360° Central radiate even heating system
- 2~3 seconds ignition delay to prevent accidental ignition.
- ONE YEAR WARRANTY
- Payment :T/T, L/C
- Tank size: 5 to 13kgs
- Type of burner: Ceramic
- Fuel consumption: 800g/hour
- Certification:/approval: **CSA**

PH08 NEW



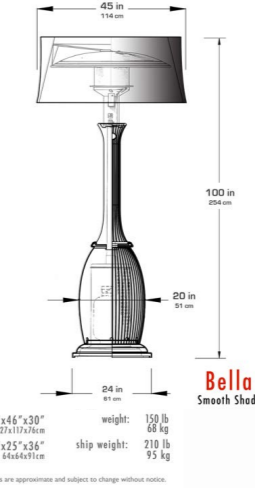
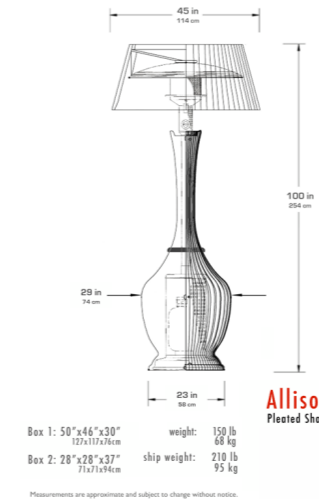
- Net/Gross Weight: 26KGS /31KGS
- Valve: Low output to high output, with pilot
- Nozzle: 1.5mm
- Igniter: Battery Igniter
- Gas Inlet: 1/4, 5/8 depends on countries
- Middle Board: Stainless Steel
- Control Box: Black Powder Coated
- Base Board: Aluminum casting
- Support Pose: Aluminum
- Upper board: Stainless Steel
- U Vision Board: Stainless Steel
- Wire Guard: Chrome Plated
- Wire Guard Fixing part: Stainless Steel
- Body Cover Board: Stainless Steel*4pieces
- BASE: Cast Aluminum
- Output: 9.3KW/Hour by Propane/LPG
- Extra part: Handle*1; Chain*1
- ONE YEAR WARRANTY
- Payment: T/T
- Certificate: **CE, ETL, CSA**



A Great Excuse To Leave The Light On

The Lumen is, in simplest terms, a lamp. To pigeonhole it, however, would be to limit its range. Our interpretation makes a bold statement providing soft light that's heavy on atmosphere. We are rethinking the tradition of lighting and how it is used to influence a setting. Casual or black tie, indoors or out, you won't need an excuse to leave this light on. Available as a plug-in or rechargeable Li-Ion battery models with white or multi-color lights. Black Onyx also available by special order.

Allison Pleated Shade



Proportion



Allison



Bella



Bella Petite



Caroline



Lumen Lamp



They Wouldn't Be Siblings Without A Little Rivalry

The Bella Petite becomes social central for the casual or weekend entertainer. A scaled down interpretation of the Bella, six inches shorter than her big sister, this Kindle packs a whole lotta heat perfectly suited for backyard get-togethers. Trust us, you won't be able to get rid of your compamy.

Uh-huh, Kindle Can Hookup Your Hook-Up


The Caroline offers a natural gas alternative brilliant in its simplicity. It's streamlined functionality takes shape in a clean silhouette that compliments both the pleated and smooth shades. No one said it would be an easy choice, but rest assured, your decision will keep you warm with the wonder of it.



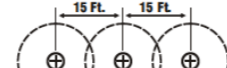
Bella Petite Smooth Shade

Caroline Smooth Shade

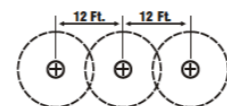
Proper Spacing



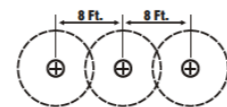
SUGGESTED SPACING WHEN MULTIPLE HEATERS ARE USED:




Spacing For: WELL PROTECTED AREAS AND MILD CLIMATIC CONDITIONS



Spacing For: SEMI EXPOSED AREAS WITH AVERAGE WEATHER CONDITIONS



Spacing For: COMPLETELY EXPOSED AREAS WITH SEVERE WEATHER CONDITIONS



MIST FAN



MIST FAN

26" FAN

DB-26CF01



Size:	26" inch
Height:	1.75 m
Motor	100% copper
Voltage:	220 V
Frequency:	50 / 60 Hz
Switch:	3 speed
Tank capacity:	50 L
Drop the temperature:	2 - 8°C
Spray effective distance:	10 m
Air flow:	145 m³/min
Water flow:	0-5 L/hr
Certificate:	CE RPHS PSE SAA
Color of tank:	<div style="display: flex; align-items: center;"> <div style="width: 15px; height: 15px; background-color: black; margin-right: 5px;"></div> black <div style="width: 15px; height: 15px; background-color: blue; margin-left: 20px; margin-right: 5px;"></div> blue </div>

DB-26CF08



Size:	26" inch
Motor	100% copper
Voltage:	220 V
Frequency:	50 / 60 Hz
Switch:	3 speed
Drop the temperature:	2 - 8°C
Water flow:	0-5 L/hr
Certificate:	CE RPHS PSE SAA
Feature	<ul style="list-style-type: none"> • High quality and fresh design • Connect to tap water • Mist switch and fan switch and mist volume controller are designed on the water tank



MIST FAN



Summary

The mist fan Cocoon produced can reduce the ambient heat in an area by up to 30% which help to keep you and your guests cool. It is a real portable air-conditioner, powerful and highly efficient, that can be moved anywhere you want to create havens of comfort even on the hottest days.

Innovation

The coolness you feel with a standard fan is caused by a principle called evaporative cooling. In a warm environment your body sweats and liquid perspiration forms on your skin. As the circulating air from the fan moves over your skin it evaporates the perspiration. Energy is used in that process and the result is a coolness at the surface where the process takes place. In addition, the moving air is more efficient at removing radiated heat from your body. With a misting fan, water is added to the equation. A fine spray of water is combined with the air movement of the fan.

Safety

CE, RoHS, PSE, SAA

MIST FANS COLLECTION



ALISTAR PORTABLE MIST FAN



Type: Centrifugal type
 Material: High-class ABS plastics, double insulation
 Size: 700*700*2000mm
 Weight: 60kg
 Power: 330w
 Color: willow blue lilac black

Pump: submersible pump
 Blower: AC motor
 Tank capacity: 94L
 Water flow (adjustable): 6-8L/h
 Effective area: 95m²
 Maximum Noise: 67dB
 Certification: CE / SASO / CB

EZREAL PORTABLE MIST FAN



Type: Centrifugal Type
 Material: High-class ABS plastics, double insulation
 Size: 670*750*1880mm
 Weight: 48kg
 Power: 270w
 Color: white

Pump: 1 submersible pump
 Blower: AC motor
 Tank capacity: 60L
 Water flow (adjustable): 8-10L/h
 Effective area: 80m²
 Maximum Noise: 67dB
 Certification: CE / CB

KATERINA MOUNTED ON WALL MIST FAN



Type: Pressure type
 Material: High-class ABS plastics, double insulation
 Size: 470*635*1166mm
 Weight: 30kg
 Power: 330w
 Color: willow blue lilac black

Pump: Submersible pump
 Blower: AC motor
 Tank capacity: 6L (automatic water inflow)
 Water flow (adjustable): 6-8L/h
 Effective area: 112m²
 Maximum Noise: 67dB
 Certification: CE / SASO

MOGANNA MOUNTED ON WALL MIST FAN



Type: Centrifugal Type
 Material: High-class ABS plastics, double insulation
 Size: 670*586*1065mm
 Weight: 25.4kg
 Power: 270w
 Color: white

Pump: 1 submersible pump
 Blower: AC motor
 Tank capacity: 6L (automatic water inflow)
 Water flow (adjustable): 8-10L/h
 Effective area: 80m²
 Maximum Noise: 67dB
 Certification: CE



OUR PARTNERS



and more ...

Cocoon Concept Ltd

UnitF 12/F Gee Tung Chang Industrial Bldg | 4 Fung Yip St | Siu Sai Wan | Hong Kong

T (852) 2896 0600 | F (852) 2896 0200

info@cocoon-concept.com

WWW.COCOON-CONCEPT.COM